

AstraZeneca PLC  
Registered in England No. 2723534  
1 Francis Crick Avenue,  
Cambridge Biomedical Campus,  
Cambridge CB2 0AA  
Tel +44 (0)20 3749 5000  
www.astrazeneca.com



## Dear Shareholder

On behalf of the Board of AstraZeneca PLC (the Company), I am pleased to confirm that the Annual Report and Form 20-F Information 2018 (the Annual Report) has now been published, as well as the Notice of Annual General Meeting 2019 and Shareholders' Circular (the Notice of AGM).

### What you should have received

If you have previously requested paper copies of these documents, you will find paper copies enclosed. If you have previously elected to receive these documents via the AstraZeneca website, you can now access the Annual Report at [www.astrazeneca.com/annualreport2018](http://www.astrazeneca.com/annualreport2018) and the Notice of AGM at [www.astrazeneca.com/noticeofmeeting2019](http://www.astrazeneca.com/noticeofmeeting2019).

Everyone who receives a hard copy of this document will also find enclosed a proxy card.

An 'at a glance' summary of the Company's performance during 2018 is included on pages 2 and 3 of this document. Useful information for shareholders is set out on page 4.

### Communicating with you

I would urge shareholders who currently receive communications from the Company in hard copy to consider opting to receive all future information from the Company in electronic format. There are clear environmental benefits and cost savings arising from reduced paper usage, printing and distribution if you do so.

You can elect to receive shareholder communications in electronic format by registering your details at [www.shareview.co.uk](http://www.shareview.co.uk) and electing for e-communications. Whenever shareholder communications are published, we will send you an email with a link to the information on the AstraZeneca website.

Yours faithfully

A handwritten signature in black ink, appearing to read "Leif Johansson".

**Leif Johansson**  
Chairman  
14 March 2019

### Important information

This document contains certain statements extracted from the Annual Report and Form 20-F Information 2018 (Annual Report) for AstraZeneca PLC that are neither reported financial results nor other historical information. These statements are forward-looking statements, including within the meaning of the United States Private Securities Litigation Reform Act of 1995. Actual results may differ materially from those disclosed in our forward-looking statements. For a description of factors that could affect future results, reference should be made to the full 'Cautionary statement' on page 244 of the Annual Report and to the section entitled 'Risk' on pages 220 to 230. This information is provided solely for the convenience of current and future members of the Company and is not intended to satisfy any statutory and/or regulatory requirements in the UK or elsewhere. Accordingly, it should only be read in conjunction with the Annual Report. The Company, its subsidiaries, Directors and officers shall not be liable for the consequence of any action taken solely in reliance on the information contained in this document.

A global science-led business delivering medicines to patients through innovative science and excellence in development and commercialisation.

Our Purpose is to push the boundaries of science to deliver life-changing medicines. We want to be valued and trusted by our stakeholders as a source of great medicines over the long term.

Our strategic priorities

Reflect how we are working to achieve our Purpose

- 1. Achieve Scientific Leadership
- 2. Return to Growth
- 3. Be a Great Place to Work

A science-led innovation strategy

**Distinctive R&D capabilities:**  
Small molecules, oligonucleotides and other emerging drug platforms, as well as biologic medicines, including immunotherapies, and innovative delivery devices

**8**  
new molecular entities (NMEs) in Phase III/pivotal Phase II or under regulatory review, covering 15 indications



Broad R&D platform in three main areas

**Oncology**  
Our ambition is to push the boundaries of science to change the practice of medicine, transform the lives of patients living with cancer, and ultimately eliminate cancer as a cause of death

**Cardiovascular, Renal and Metabolism**  
As science uncovers commonalities between cardiovascular, renal and metabolic diseases and their associated complications, we aim to transform how they are understood and treated

**Respiratory**  
Our research focuses on the underlying causes of respiratory diseases, using new modalities to pursue previously hard-to-reach targets, with the ambition of achieving remission or even cures for patients

**Other Disease Areas**  
We are also selectively active in the areas of autoimmunity, neuroscience and infection

Portfolio of specialty and primary care products (Product Sales)

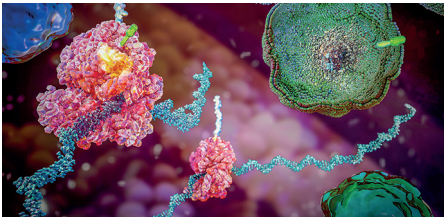
Product Category	2018 Sales (\$m)	% of Total	2017 Sales (\$m)	2016 Sales (\$m)
Oncology	\$6,028m	29% of total	\$4,024m	\$3,383m
Cardiovascular, Renal and Metabolism	\$6,710m	32% of total	\$7,266m	\$8,116m
Respiratory	\$4,911m	23% of total	\$4,706m	\$4,753m
Other Disease Areas	\$3,400m	16% of total	\$4,156m	\$5,067m

Sales growth of 50% (49% at CER), including:  
*Imfinzi* sales of \$633 million, reflecting ongoing launches  
*Lynparza* sales of \$647 million, representing growth of 118% (116% at CER), driven by expanded use in the treatment of ovarian cancer and first approvals for breast cancer  
*Tagrisso* sales of \$1,860 million, representing growth of 95% (93% at CER)

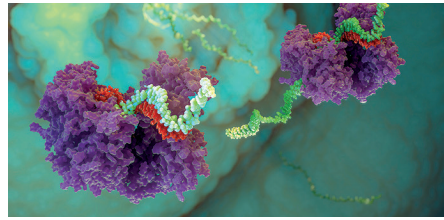
Sales decline of 8% (8% at CER), including:  
*Crestor* sales of \$1,433 million, down 39% (40% at CER) reflecting generic competition  
*Brilinta* sales of \$1,321 million, representing growth of 22% (21% at CER), due to continued market penetration  
*Farxiga* sales of \$1,391 million, with growth of 30% (30% at CER), including a sales increase of 45% in Emerging Markets (52% at CER) to \$336 million

Sales growth of 4% in the year (3% at CER), including:  
*Fasenra* sales of \$297 million, performing exceptionally well in the countries where it was launched  
*Pulmicort* sales growth of 9% (8% at CER) to \$1,286 million  
*Symbicort* sales decline of 9% (10% at CER) to \$2,561 million, as competitive price pressures in the US continued

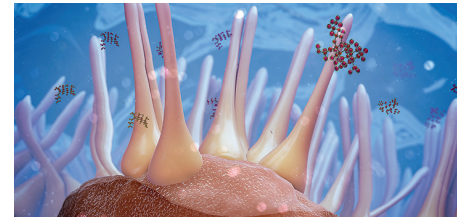
Product Sales declined by 18% (19% at CER) and represented 16% of total Product Sales, down from 21% in 2017



Oncology. Part of AstraZeneca's antibody-drug conjugate scientific platform to target specific leukaemia cells.



Cardiovascular, Renal and Metabolism. Nucleotide therapies – anti-miRNA.



Respiratory. Cilia wafting in the lung with a small molecule overlay.

**Global commercial presence, with strength in Emerging Markets (Product Sales)**

**Emerging Markets**

**\$6,891m**

33% of total

2017: \$6,149m  
2016: \$5,794m

Product Sales increased by 12% (13% at CER). New Medicines represented 15% of Emerging Market sales in the year, up from 10% in 2017

**US**

**\$6,876m**

33% of total

2017: \$6,169m  
2016: \$7,365m

Product Sales increased by 11%. New Medicines represented 48% of Product Sales, up from 26% in 2017

**Europe**

**\$4,459m**

21% of total

2017: \$4,753m  
2016: \$5,064m

Product Sales declined by 6% (10% at CER), reflecting the entry of generic *Crestor* medicines in various markets in 2017 and continued competitive and price pressures

**Established Rest of World**

**\$2,823m**

13% of total

2017: \$3,081m  
2016: \$3,096m

Product Sales declined by 8% (9% at CER). New Medicines represented 24% of sales in the year, up from 13% in 2017. Performance reflected, in particular, the success of *Tagrisso* and *Forxiga*

**Our talented employees**

Committed to attracting, retaining and developing a talented and diverse workforce united in the pursuit of our Purpose and living our Values

**64,600**

employees  
2017: 61,100  
2016: 59,700

**44.6%**

of our senior roles are filled by women

**102**

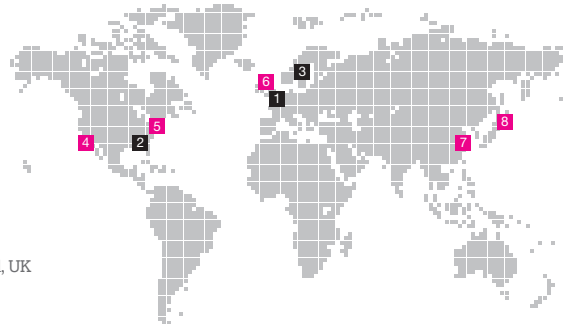
manuscripts published by our scientists in high-impact peer-reviewed journals

**Strategic R&D centres**

- 1. Cambridge, UK (HQ)
- 2. Gaithersburg, MD, US
- 3. Gothenburg, Sweden

**Other R&D centres**

- 4. California, US
- 5. Boston, MA, US
- 6. Alderley Park and Macclesfield, UK
- 7. Shanghai, China
- 8. Osaka, Japan



**A sustainable business**

Committed to operating in a way that recognises the interconnection between business growth, the needs of society and the limitations of our planet

**Priority**

**1**

Broadening access to healthcare

**Priority**

**2**

Furthering ethics and transparency

**Priority**

**3**

Protecting the environment

**100%**

of employees trained in Code of Ethics



**Our capital allocation priorities**

Striking a balance between the interests of the business, our financial creditors and shareholders, and supporting our progressive dividend policy

**Distributions to shareholders**

**Dividends**

**\$3,484m**

2017: \$3,519m  
2016: \$3,561m

**Proceeds from issue of shares**

**\$(34)m**

2017: \$(43)m  
2016: \$(47)m

**Total**

**\$3,450m**

2017: \$3,476m  
2016: \$3,514m

**Dividend per Ordinary Share for 2018**

**1st interim dividend**

**\$0.90**

Pence: 68.4  
SEK: 7.92

Payment date:  
10 September 2018

**2nd interim dividend**

**\$1.90**

Pence: 146.8  
SEK: 17.46

Payment date:  
27 March 2019

**Total**

**\$2.80**

Pence: 215.2  
SEK: 25.38

2017: \$2.80  
2016: \$2.80

**Key:**

CER – constant exchange rate.

Figures in parentheses are used to represent negative numbers.

Terms used in this 'at a glance' are as defined within the Annual Report.

# Dividends and other important information for shareholders

## Dividend payment and dates

The record date for the second interim dividend for 2018, payable on 27 March 2019, was 1 March 2019. The ex-dividend date was 28 February 2019. The record date for the first interim dividend for 2019, payable on 9 September 2019, is 9 August 2019 and the ex-dividend date is 8 August 2019. Future dividends will normally be paid as follows:

First interim: Announced in July/August and paid in September. Second interim: Announced in January/February and paid in March.

Shareholders holding Ordinary Shares directly may opt for dividends to be paid straight to their bank or building society account, rather than being paid by cheque. To elect for this swift and secure method of payment, contact the Ordinary Share registrar, visit Shareview using the link provided below, or fill in and return the mandate form sent to you with your AstraZeneca dividend cheque.

## Results

Unaudited trading results of AstraZeneca in respect of the first three months of 2019 will be published on 26 April 2019 and results in respect of the first six months of 2019 will be published on 25 July 2019.

## Shareview

Holders of Ordinary Shares may create a portfolio at [www.shareview.co.uk](http://www.shareview.co.uk) to view and manage their AstraZeneca shareholding. Shareview is a free and secure online service provided by the Ordinary Share registrar that allows users to, among other things, update personal details, manage communication preferences, view dividend information and manage direct dividend payments.

## ShareGift

Shareholders that hold only a small number of shares, the value of which makes it uneconomical to sell them, may wish to consider donating them to charity through ShareGift, an independent charity share donation scheme (registered charity number 1052686). Further information about ShareGift can be found on its website at [www.sharegift.org](http://www.sharegift.org) or by calling +44 (0)20 7930 3737.

## The Unclaimed Assets Register

AstraZeneca provides information to the Unclaimed Assets Register (UAR) relating to unclaimed dividends paid on Ordinary Shares. The UAR database provides a facility to search for financial assets that may have been forgotten and can be contacted on +44 (0)333 000 0182 or [uarenquiries@uk.experian.com](mailto:uarenquiries@uk.experian.com).

## Shareholder fraud warning

Shareholders of AstraZeneca and many other companies have reported receiving unsolicited calls and correspondence relating to their shareholdings and investment matters. Shareholders are advised to be very cautious of any unsolicited approaches and to note that reputable firms authorised by the Financial Conduct Authority (FCA) are very unlikely to make such approaches. Such approaches are likely to be part of a 'boiler room scam' attempting to defraud shareholders.

Shareholders are advised to familiarise themselves with the information on scams available on the FCA website [www.fca.org.uk/consumers](http://www.fca.org.uk/consumers) and within the FAQ in the Investors section of AstraZeneca's website, [www.astrazeneca.com](http://www.astrazeneca.com).

Any suspected scams or fraudulent approaches should be reported to the FCA via its website and to AstraZeneca's Ordinary Share registrar, using the contact details on this page.

## Registered office

AstraZeneca PLC  
1 Francis Crick Avenue  
Cambridge Biomedical Campus  
Cambridge CB2 0AA  
UK  
Tel: +44 (0)20 3749 5000

## Investor relations

UK: as above

US:

Investor Relations  
AstraZeneca Pharmaceuticals LP  
One MedImmune Way  
Gaithersburg MD 20878  
US  
Tel: (toll free in the US)  
+1 (866) 381 7277

## Ordinary Share registrar

Equiniti  
Aspect House  
Spencer Road  
Lancing  
West Sussex BN99 6DA  
UK  
Tel: (freephone in the UK)  
0800 389 1580  
Tel: (outside the UK)  
+44 (0)121 415 7033

## Swedish Central Securities Depository

Euroclear Sweden AB  
PO Box 191  
SE-101 23 Stockholm  
Sweden  
Tel: +46 (0)8 402 9000

## US Depository

Citibank Shareholder Services  
PO Box 43077  
Providence  
RI 02940-3077  
US  
Tel: (toll free in the US)  
+1 888 697 8018  
Tel: (outside the US)  
+1 781 575 4555  
[citibank@shareholders-online.com](mailto:citibank@shareholders-online.com)