

AstraZeneca PLC  
Registered in England No. 2723534  
1 Francis Crick Avenue,  
Cambridge Biomedical Campus,  
Cambridge CB2 0AA  
Tel +44 (0)20 3749 5000  
www.astrazeneca.com



## Dear Shareholder

On behalf of the Board of AstraZeneca PLC (the Company), I am pleased to confirm that the Annual Report and Form 20-F Information 2019 (the Annual Report) has now been published, as well as the Notice of Annual General Meeting 2020 and Shareholders' Circular (the Notice of AGM).

### What you should have received

If you have previously requested paper copies of these documents, you will find paper copies enclosed. If you have previously elected to receive these documents via the AstraZeneca website, you can now access the Annual Report at [www.astrazeneca.com/annualreport2019](http://www.astrazeneca.com/annualreport2019) and the Notice of AGM at [www.astrazeneca.com/noticeofmeeting2020](http://www.astrazeneca.com/noticeofmeeting2020)

Everyone who receives a hard copy of this document will also find enclosed a proxy card or voting form.

An 'at a glance' summary of the Company's performance during 2019 is included on pages 2 and 3 of this document. Useful information for shareholders is set out on page 4.

### Communicating with you

I would urge shareholders who currently receive communications from the Company in hard copy to consider opting to receive all future information from the Company in electronic format. There are clear environmental benefits and cost savings arising from reduced paper usage, printing and distribution if you do so.

You can elect to receive shareholder communications in electronic format by registering your details at [www.shareview.co.uk](http://www.shareview.co.uk) and electing for e-communications. Whenever shareholder communications are published, we will send you an email with a link to the information on the AstraZeneca website.

Yours faithfully

A handwritten signature in black ink, appearing to read "Leif Johansson".

### Leif Johansson

Chairman  
12 March 2020

### Important information

This document contains certain statements extracted from the Annual Report and Form 20-F Information 2019 (Annual Report) for AstraZeneca PLC that are neither reported financial results nor other historical information. These statements are forward-looking statements, including within the meaning of the United States Private Securities Litigation Reform Act of 1995. Actual results may differ materially from those disclosed in our forward-looking statements. For a description of factors that could affect future results, reference should be made to the full 'Cautionary statement' on page 272 of the Annual Report and to the section entitled 'Risk' from page 246. This information is provided solely for the convenience of current and future members of the Company and is not intended to satisfy any statutory and/or regulatory requirements in the UK or elsewhere. Accordingly, it should only be read in conjunction with the Annual Report. The Company, its subsidiaries, Directors and officers shall not be liable for the consequence of any action taken solely in reliance on the information contained in this document.

We are a global, science-led, patient-focused, pharmaceutical company. We have transformed our pipeline and returned to growth. As a result of continued pipeline delivery and commercial execution, we are now entering a new stage in our journey.

This is focused on enhanced innovation and the sustainable delivery of life-changing medicines that improve patient outcomes and health experience.

Our strategic priorities

Reflect how we are working to achieve our Purpose: to push the boundaries of science to deliver life-changing medicines

- 1. Deliver Growth and Therapy Area Leadership
- 2. Accelerate Innovative Science
- 3. Be a Great Place to Work

A science-led innovation strategy

Distinctive R&D capabilities

Small molecules, biologics, protein engineering and innovative delivery devices, as well as new scientific modalities, new technologies and new biology

8

new molecular entities (NMEs) in Phase III/pivotal Phase II or under regulatory review covering 13 indications



Broad R&D platform in three main areas

Oncology

Our ambition is to push the boundaries of science to change the practice of medicine, transform the lives of patients living with cancer, and ultimately eliminate cancer as a cause of death

Cardiovascular, Renal & Metabolism

We are committed to the seamless management of heart failure, cardiovascular, renal and metabolic diseases, improving patient outcomes and decreasing the mortality rate

Respiratory

We aim to transform the treatment of respiratory diseases through our inhaled combination medicines, biologics for unmet medical need and scientific advances, with the ambition of achieving remission or even cures for patients

Other Disease Areas

We have medicines and vaccines in other disease areas that have an important impact for patients

Portfolio of specialty and primary care medicines (Product Sales)

**\$8,667m**

37% of total

2018: \$6,028m

2017: \$4,024m

Sales growth of 44% (47% at CER), including:

*Tagrisso* sales of \$3,189 million, representing growth of 71% (74% at CER)

*Imfinzi* sales of \$1,469 million, representing growth of 132% (133% at CER)

*Lynparza* sales of \$1,198 million, representing growth of 85% (89% at CER)

The performance of legacy medicines included a decline in *Faslodex* sales of 13% (11% at CER) to \$892 million, reflecting the launch of multiple generic medicines

**\$6,906m**

29% of total

2018: \$6,710m

2017: \$7,266m

Sales growth of 3% (6% at CER), including:

*Brilinta* sales of \$1,581 million, representing growth of 20% (23% at CER), due to continued patient uptake for ACS and post-MI

*Farxiga* sales of \$1,543 million, with growth of 11% (14% at CER), reflecting pricing pressure in the US and a sales increase of 40% in Emerging Markets (48% at CER) to \$471 million

*Crestor* sales of \$1,278 million, down 11% (8% at CER), reflecting generic competition and the effect of volume-based procurement in China

**\$5,391m**

23% of total

2018: \$4,911m

2017: \$4,706m

Sales growth of 10% in the year (13% at CER), including:

*Symbicort* sales of \$2,495 million, down 3% (stable CER), as competitive price pressures in the US continued

*Pulmicort* sales of \$1,466 million, representing growth of 14% (18% at CER), with Emerging Market sales up 20% (24% at CER) representing 81% of global sales

*Fasenra* sales of \$704 million, up by 137% (139% at CER), with strong sales growth in the US, Europe and Japan

**\$2,601m**

11% of total

2018: \$3,400m

2017: \$4,156m

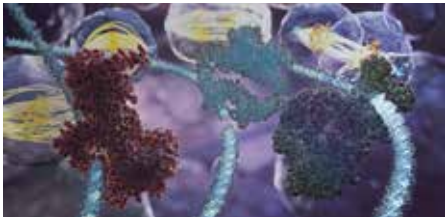
Product Sales declined by 24% (21% at CER) and represented 11% of total Product Sales, down from 16% in 2018. This included *Nexium* sales down by 13% (11% at CER) to \$1,483 million

Key:

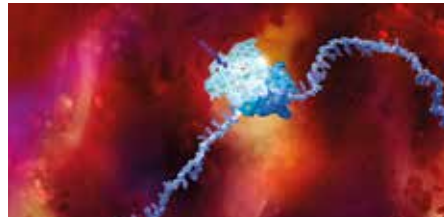
CER – constant exchange rate.

Figures in parentheses are used to represent negative numbers.

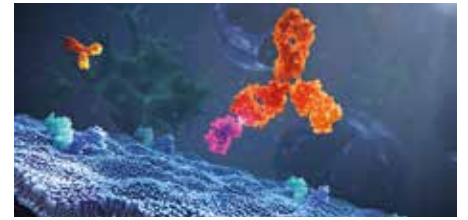
Terms used in this 'at a glance' are as defined within the Annual Report.



Oncology



Cardiovascular, Renal & Metabolism



Respiratory

Global commercial presence, with strength in Emerging Markets (Product Sales)

Emerging Markets

**\$8,165m**

35% of total

2018: \$6,891m

2017: \$6,149m

Product Sales increased by 18% (24% at CER). New Medicines<sup>1</sup> represented 23% of Emerging Market sales in the year, up from 15% in 2018

US

**\$7,747m**

33% of total

2018: \$6,876m

2017: \$6,169m

Product Sales increased by 13%, reflecting the success of the new Oncology medicines

Europe

**\$4,350m**

18% of total

2018: \$4,459m

2017: \$4,753m

Product Sales declined by 2% (grew 2% at CER), reflecting a strong performance by our Oncology medicines, offset by a decline in *Nexium* and legacy Respiratory medicines

Established Rest of World

**\$3,303m**

14% of total

2018: \$2,823m

2017: \$3,081m

Product Sales grew by 17% (18% at CER) reflecting the strong performance of New Medicines in Japan. We are also impacted by divestments in Canada and *Symbicort* analogues competition in Australia

Our talented and diverse employees

Committed to attracting, retaining and developing a talented and diverse workforce united in the pursuit of our Purpose and living our Values

**70,600**

employees

2018: 64,600

2017: 61,100

**45.4%**

of our senior roles are filled by women

**91**

manuscripts published by our scientists in high-impact peer-reviewed journals

**>3,100**

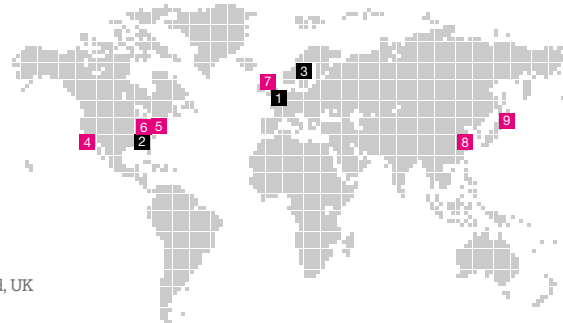
employees with PhDs

Strategic R&D centres

1. Cambridge, UK (HQ)
2. Gaithersburg, MD, US
3. Gothenburg, Sweden

Other R&D centres and offices

4. South San Francisco, CA, US
5. Boston, MA, US
6. New York, NY, US
7. Alderley Park and Macclesfield, UK
8. Shanghai, China
9. Osaka, Japan



A sustainable business

Committed to operating in a way that recognises the interconnection between business growth, the needs of society and the limitations of our planet

Priority

**1**

Access to healthcare

Priority

**2**

Environmental protection

Priority

**3**

Ethics and transparency

**100%**

of employees trained in Code of Ethics



Our capital allocation priorities

Striking a balance between the interests of the business, our financial creditors and shareholders, and supporting our progressive dividend policy

Distributions to shareholders

Dividends

**\$3,592m**

2018: \$3,484m

2017: \$3,519m

Proceeds from issue of shares<sup>2</sup>

**\$(3,525)m**

2018: \$(34)m

2017: \$(43)m

Total

**\$67m**

2018: \$3,450m

2017: \$3,476m

R&D expenditure

**\$6,059m**

2018: \$5,932m

2017: \$5,757m

Credit rating (Standard & Poor's)

**BBB+**

Long-term: stable outlook

Credit rating (Moody's)

**A3**

Long-term: negative outlook

<sup>1</sup> *Brilinta, Tagrisso, Imfinzi, Lynparza, Calquence, Farxiga, Lokelma, Fasenna, Bevespi and Breztri.*

<sup>2</sup> In April 2019, the Company completed a placing of 44,386,214 new Ordinary Shares of \$0.25 each in the Company.

# Dividends and other important information for shareholders

## Dividend payment and dates

The record date for the second interim dividend for 2019, payable on 30 March 2020, was 28 February 2020. The ex-dividend date was 27 February 2020. The record date for the first interim dividend for 2020, payable 14 September 2020, will be 14 August 2020 and the ex-dividend date will be 13 August 2020. Future dividends will normally be paid as follows:

First interim: Announced in July/August and paid in September. Second interim: Announced in January/February and paid in March.

Shareholders holding Ordinary Shares directly may opt for dividends to be paid straight to their bank or building society account, rather than being paid by cheque. To elect for this swift and secure method of payment, contact the Ordinary Share Registrar, visit Shareview using the link provided below, or fill in and return the mandate form sent to you with your AstraZeneca dividend cheque.

## Results

Unaudited trading results of AstraZeneca in respect of the first three months of 2020 will be published on 29 April 2020 and results in respect of the first six months of 2020 will be published on 30 July 2020.

## Shareview

Holders of Ordinary Shares may create a portfolio at [www.shareview.co.uk](http://www.shareview.co.uk) to view and manage their AstraZeneca shareholding. Shareview is a free and secure online service provided by the Ordinary Share Registrar that allows users to, among other things, update personal details, manage communication preferences, view dividend information and manage direct dividend payments.

## ShareGift

Shareholders that hold only a small number of shares, the value of which makes it uneconomical to sell them, may wish to consider donating them to charity through ShareGift, an independent charity share donation scheme (registered charity number 1052686). Further information about ShareGift can be found on its website at [www.sharegift.org](http://www.sharegift.org) or by calling +44 (0)20 7930 3737.

## Shareholder fraud warning

Shareholders of AstraZeneca and many other companies have reported receiving unsolicited calls and correspondence relating to their shareholdings and investment matters. Shareholders are advised to be very cautious of any unsolicited approaches and to note that reputable firms authorised by the Financial Conduct Authority (FCA) are very unlikely to make such approaches. Such approaches are likely to be part of a 'boiler room scam' attempting to defraud shareholders.

Shareholders are advised to familiarise themselves with the information on scams available on the FCA website [www.fca.org.uk/consumers](http://www.fca.org.uk/consumers) and within the FAQ in the Investors section of AstraZeneca's website, [www.astrazeneca.com](http://www.astrazeneca.com).

Any suspected scams or fraudulent approaches should be reported to the FCA via its website and to AstraZeneca's Ordinary Share Registrar, using the contact details on this page.

## Registered office

AstraZeneca PLC  
1 Francis Crick Avenue  
Cambridge Biomedical Campus  
Cambridge CB2 0AA  
UK  
Tel: +44 (0)20 3749 5000

## Investor relations

UK: as above

US

Tel: (toll free in the US)  
+1 (866) 381 7277

## Ordinary Share Registrar

Equiniti  
Aspect House  
Spencer Road  
Lancing  
West Sussex BN99 6DA  
UK  
Tel: (freephone in the UK)  
0800 389 1580  
Tel: (outside the UK)  
+44 (0)121 415 7033

## Swedish Central Securities Depository

Euroclear Sweden AB  
PO Box 191  
SE-101 23 Stockholm  
Sweden  
Tel: +46 (0)8 402 9000

## US Depository

Deutsche Bank Trust Company Americas  
c/o American Stock Transfer  
6201 15th Avenue  
Brooklyn  
NY 11219  
USA  
Tel: (toll free in the US)  
888 697 8018  
Outside the US: +1 718 921 8137