









# Sustainability Data Content Index 2022

## Contents

<b>SASB Index</b>	2	<b>GRI Content Index</b>	5	<b>Site certifications</b>	10
SASB Standard: Biotechnology & Pharmaceuticals	2	General disclosures	5		
		Material topics	6		

### Online resources:

-  **AstraZeneca Sustainability Report:** presents our approach to sustainability and progress in the reporting period.
-  **AstraZeneca Sustainability Data Summary:** provides performance measures and targets with at least three years of data, where available, and a [United Nations Sustainable Development Goals](#) index.
-  **AstraZeneca Sustainability webpages:** cover additional topics of interest to our stakeholders.
-  **Infographics:** show our processes and practices.
-  **Policies and company standards:** state our positions and guidance on key topics.
-  **2022 Annual Report:** includes how sustainability is integrated across our business model and our risk management.

# SASB Index

## SASB Standard: Biotechnology & Pharmaceuticals

This is an index to the location of our disclosures that align with the Sustainability Accounting Standards Board (SASB) standard for Biotechnology & Pharmaceuticals. The report provides data from 1 January 2022 to 31 December 2022, unless otherwise stated.

Metric Code	Metric	Disclosure Location
<b>Safety of Clinical Trial Participants</b>		
HC-BP-210a.1	Discussion, by world region, of management process for ensuring quality and patient safety during clinical trials	2022 Annual Report, p. 38 <a href="#">Bioethics Policy</a> , pp. 4–7
HC-BP-210a.2	Number of FDA Sponsor Inspections related to clinical trial management and pharmacovigilance that resulted in: (1) Voluntary Action Indicated (VAI) and (2) Official Action Indicated (OAI)	2022: VAI – 1, OAI – 0 2021: VAI – 0, OAI – 0 2020: VAI – 0, OAI – 0
HC-BP-210a.3	Total amount of monetary losses as a result of legal proceedings associated with clinical trials in developing countries	To the extent we are aware of any material responsive matters, they would have been disclosed as part of our Annual Reports and Form 20-F Information, and quarterly updates thereto.
<b>Access to Medicines</b>		
HC-BP-240a.1	Description of actions and initiatives to promote access to health care products for priority diseases and in priority countries as defined by the Access to Medicine Index	<a href="#">2022 Access to Medicines Index Report</a> ; pp. 156–159
HC-BP-240a.1	List of products on the WHO List of Prequalified Medicinal Products as part of its Prequalification of Medicines Programme (PQP)	<a href="#">WHO PreQualification approved products</a>
<b>Affordability In Pricing</b>		
HC-BP-240b.1	Number of settlements of Abbreviated New Drug Application (ANDA) litigation that involved payments and/or provisions to delay bringing an authorized generic product to market for a defined time period	To the extent we are aware of any material responsive matters, they would have been disclosed as part of our Annual Reports and Form 20-F Information, and quarterly updates thereto.
HC-BP-240b.2	Percentage change in: (1) average list price and (2) average net price across U.S. product portfolio compared to previous year	Not reported
HC-BP-240b.3	Percentage change in: (1) list price and (2) net price of product with largest increase compared to previous year	Not reported

# SASB Index

Metric Code	Metric	Disclosure Location
<b>Drug Safety</b>		
HC-BP-250a.1	List of products listed in the Food and Drug Administration's (FDA) MedWatch Safety Alerts for Human Medical Products database	<a href="#">FDA Adverse Event Reporting webpage</a>
HC-BP-250a.2	Number of fatalities associated with products as reported in the FDA Adverse Event Reporting System	<a href="#">FDA Adverse Event Reporting webpage</a>
HC-BP-250a.3	Number of recalls issued, total units recalled	2022 Sustainability Data Summary, p. 17
HC-BP-250a.4	Total amount of product accepted for take-back, reuse, or disposal	Not reported
HC-BP-250a.5	Number of FDA enforcement actions taken in response to violations of current Good Manufacturing Practices (cGMP), by type	<a href="#">FDA – Inspection Citations</a> <a href="#">FDA – Warning letters</a>
<b>Counterfeit Drugs</b>		
HC-BP-260a.1	Description of methods and technologies used to maintain traceability of products throughout the supply chain and prevent counterfeiting	<a href="#">SASB response: Counterfeit drugs</a>
HC-BP-260a.2	Discussion of process for alerting customers and business partners of potential or known risks associated with counterfeit products	<a href="#">SASB response: Counterfeit drugs</a>
HC-BP-260a.3	Number of actions that led to raids, seizure, arrests, and/or filing of criminal charges related to counterfeit products	Not reported
<b>Ethical Marketing</b>		
HC-BP-270a.1	Total amount of monetary losses as a result of legal proceedings associated with false marketing claims	To the extent we are aware of any material responsive matters, they would have been disclosed as part of our Annual Reports and Form 20-F Information, and quarterly updates thereto.
HC-BP-270a.2	Description of code of ethics governing promotion of off-label use of products	<a href="#">AstraZeneca Global Standard: Promoting our products</a>
<b>Employee Recruitment, Development and Retention</b>		
HC-BP-330a.1	Discussion of talent recruitment and retention efforts for scientists and research and development personnel	2022 Annual Report, pp. 45–47
HC-BP-330a.2	(1) Voluntary and (2) involuntary turnover rate for: (a) executives/senior managers, (b) mid-level managers, (c) professionals, and (d) all others	2022 Sustainability Data Summary, p. 17

# SASB Index

Metric Code	Metric	Disclosure Location
<b>Supply Chain Management</b>		
HC-BP-430a.1	Percentage of (1) entity's facilities and (2) Tier I suppliers' facilities participating in the Rx-360 International Pharmaceutical Supply Chain Consortium audit program or equivalent third-party audit programs for integrity of supply chain and ingredients	We do not use third-party auditing organisations, AstraZeneca has an internal risk based supplier assessment system. In 2022 Global Quality Audit completed 415 total audits consisting of 370 Supplier audits, 28 AstraZeneca internal audits and 17 Marketing Company audits. In addition, in 2022 AstraZeneca launched a risk-based pilot audit programme specifically centered on Supply Chain Security – six contractor audits and two site assessments were completed.
<b>Business Ethics</b>		
HC-BP-510a.1	Total amount of monetary losses as a result of legal proceedings associated with false marketing claims	To the extent we are aware of any material responsive matters, they would have been disclosed as part of our Annual Reports and Form 20-F Information, and quarterly updates thereto.
HC-BP-510a.2	Description of code of ethics governing interactions with health care professionals	<a href="#">AstraZeneca and Global Transparency</a>
<b>Activity Metrics</b>		
HC-BP-000.A	Number of patients treated	Not reported
HC-BP-000.B	Number of drugs (1) in portfolio and (2) in research and development (Phases 1-3)	<a href="#">Our Therapy Areas</a>

# GRI Content Index

**Statement of use** AstraZeneca has reported the information cited in this GRI content index for the period 1 January 2022 - 31 December 2022 with reference to the GRI Standards.

**GRI 1 used** GRI 1: Foundation 2021

GRI Standard	Disclosure	Location
<b>General Disclosures</b>		
GRI 2: General Disclosures 2021	2-1 Organizational details	2022 Sustainability Report, p. 6   2022 Annual Report, pp. 199–202, 213, 216, back cover
	2-2 Entities included in the organization's sustainability reporting	2022 Sustainability Report, p. 2   2022 Annual Report, pp. 199–202
	2-3 Reporting period, frequency and contact point	AstraZeneca publishes a Sustainability Report annually, this report describes our approach and progress from 1 January 2022 to 31 December 2022. Questions about the report or reported information can be sent to <a href="mailto:disclosures@astrazeneca.com">disclosures@astrazeneca.com</a>
	2-4 Restatements of information	2022 Sustainability Data Summary, p. 18
	2-5 External assurance	2022 Sustainability Report, p. 2
	2-6 Activities, value chain and other business relationships	2022 Sustainability Report, p. 6   2022 Annual Report, pp. 4–5, 12–13, 42–43
	2-7 Employees	2022 Annual Report, p. 47
	2-8 Workers who are not employees	Not reported
	2-9 Governance structure and composition	2022 Sustainability Report, p. 8   2022 Annual Report, pp. 79–81, 89–90, 92–93
	2-10 Nomination and selection of the highest governance body	2022 Annual Report, pp. 92–93
	2-11 Chair of the highest governance body	2022 Annual Report, p. 80
	2-12 Role of the highest governance body in overseeing the management of impacts	2022 Sustainability Report, p. 8   2022 Annual Report, pp. 79, 86–90, 95, 98 <a href="#">Terms of Reference of the AstraZeneca Sustainability Committee</a>
	2-13 Delegation of responsibility for managing impacts	2022 Sustainability Report, p. 8   2022 Annual Report, pp. 79, 82, 83–85
	2-14 Role of the highest governance body in sustainability reporting	2022 Annual Report, pp. 95, 98   <a href="#">Terms of Reference of the AstraZeneca Sustainability Committee</a>
	2-15 Conflicts of interest	2022 Annual Report, p. 213
	2-16 Communication of critical concerns	2022 Annual Report, pp. 51, 85
	2-17 Collective knowledge of the highest governance body	2022 Annual Report, p. 93
	2-18 Evaluation of the performance of the highest governance body	2022 Annual Report, p. 91
	2-19 Remuneration policies	2022 Annual Report, pp. 84–85, 104–128   <a href="#">Remuneration Policy</a>
	2-20 Process to determine remuneration	2022 Annual Report, pp. 84–85, 104–128   <a href="#">Remuneration Policy</a>
	2-21 Annual total compensation ratio	2022 Annual Report, pp. 125–126
	2-22 Statement on sustainable development strategy	2022 Sustainability Report, p. 3   2022 Annual Report, p. 6–8
	2-23 Policy commitments	2022 Sustainability Report, p. 29   <a href="#">Code of Ethics</a>   <a href="#">Human Rights Statement</a>



# GRI Content Index

GRI Standard	Disclosure	Location
<b>General Disclosures</b>		
	2-24 Embedding policy commitments	2022 Sustainability Report, pp. 8, 28–34   2022 Annual Report, pp. 45–51   <a href="#">Expectations of Third Parties</a>   <a href="#">Code of Ethics</a>   <a href="#">Human Rights Statement</a>
	2-25 Processes to remediate negative impacts	2022 Sustainability Report, pp. 28–34   2022 Annual Report, pp. 45–51   <a href="#">Expectations of Third Parties</a>   <a href="#">Code of Ethics</a>   <a href="#">Human Rights Statement</a>
	2-26 Mechanisms for seeking advice and raising concerns	2022 Sustainability Report, p. 29   2022 Annual Report, pp. 44, 51
	2-27 Compliance with laws and regulations	2022 Sustainability Data Summary, p. 12   2022 Annual Report, pp. 192–198
	2-28 Membership associations	2022 Sustainability Report, pp. 13, 17, 20, 22, 24, 29, 32   2022 Annual Report, p. 42   <a href="#">Partnerships, alliances and recognition</a>
	2-29 Approach to stakeholder engagement	2022 Sustainability Report, p. 9   2022 Annual Report, pp. 86–88
	2-30 Collective bargaining agreements	Not reported
<b>Material Topics</b>		
GRI 3: Material Topics 2021	3-1 Process to determine material topics	2022 Sustainability Report, p. 9
	3-2 List of material topics	2022 Sustainability Report, p. 9   2022 Annual Report, p. 48   <a href="#">Materiality Assessment Results</a>
<b>Economic Performance</b>		
GRI 3: Material Topics 2021	3-3 Management of material topics	2022 Annual Report, pp. 53–55, 60–76   <a href="#">2022 TCFD Report</a>
GRI 201: Economic Performance 2016	201-2 Financial implications and other risks and opportunities due to climate change	2022 Annual Report, pp. 53–55   <a href="#">2022 TCFD Report</a>
<b>Indirect Economic Impacts</b>		
GRI 3: Material Topics 2021	3-3 Management of material topics	2022 Sustainability Report, pp. 11–17   2022 Sustainability Data Summary, p. 3   2022 Annual Report, p. 49
GRI 203: Indirect Economic Impacts 2016	203-1 Infrastructure investments and services supported	2022 Sustainability Report, pp. 12–17   2022 Sustainability Data Summary, pp. 3–4   2022 Annual Report, p. 49
	203-2 Significant indirect economic impacts	2022 Sustainability Report, pp. 12–17   2022 Sustainability Data Summary, pp. 3–4   2022 Annual Report, p. 49
<b>Anti-corruption</b>		
GRI 3: Material Topics 2021	3-3 Management of material topics	2022 Sustainability Report, p. 29   2022 Sustainability Data Summary, p. 13   2022 Annual Report, pp. 41, 51, 85   <a href="#">Anti-Bribery &amp; Anti-Corruption Global Standard</a>
GRI 205: Anti-corruption 2016	205-2 Communication and training about anti-corruption policies and procedures	2022 Sustainability Data Summary, p. 13

# GRI Content Index

GRI Standard	Disclosure	Location
<b>Materials</b>		
GRI 3: Material Topics 2021	3-3 Management of material topics	2022 Sustainability Report, pp. 19, 23–26   2022 Sustainability Data Summary, pp. 10–11 2022 Annual Report, p. 50   <a href="#">Raw Materials Responsible Sourcing Framework</a>   <a href="#">Biodiversity Position Statement</a>
<b>Energy</b>		
GRI 3: Material Topics 2021	3-3 Management of material topics	2022 Sustainability Report, pp. 19–22   2022 Sustainability Data Summary, p. 6 2022 Annual Report, p. 50
GRI 302: Energy 2016	302-1 Energy consumption within the organization	2022 Sustainability Data Summary, p. 6
	302-3 Energy intensity	2022 Sustainability Data Summary, p. 6
<b>Water and Effluents</b>		
GRI 3: Material Topics 2021	3-3 Management of material topics	2022 Sustainability Report, pp. 19, 23–26   2022 Sustainability Data Summary, p. 9   2022 Annual Report, p. 50 <a href="#">Pharmaceuticals in the Environment Statement</a>   <a href="#">Water Stewardship Position Statement</a>   <a href="#">Biodiversity Position Statement</a>
GRI 303: Water and Effluents 2018	303-1 Interactions with water as a shared resource	2022 Sustainability Report, pp. 25–26   2022 Annual Report, p. 50 <a href="#">Pharmaceuticals in the Environment Statement</a>   <a href="#">Water Stewardship Position Statement</a> <a href="#">Diagnosing current and future water risks facing the pharmaceutical sector</a>
	303-2 Management of water discharge-related impacts	<a href="#">Pharmaceuticals in the Environment Statement</a>   <a href="#">Water Stewardship Position Statement</a>
	303-3 Water withdrawal	2022 Sustainability Data Summary, pp. 9, 18
<b>Biodiversity</b>		
GRI 3: Material Topics 2021	3-3 Management of material topics	2022 Sustainability Report, pp. 19, 25–26   2022 Sustainability Data Summary, pp. 10–11 2022 Annual Report, p. 50   <a href="#">2022 TCFD Report</a>   <a href="#">Biodiversity Position Statement</a>   <a href="#">Bioethics Policy</a>
GRI 304: Biodiversity 2016	304-2 Significant impacts of activities, products and services on biodiversity	<a href="#">Biodiversity Position Statement</a>

# GRI Content Index

GRI Standard	Disclosure	Location
<b>Emissions</b>		
GRI 3: Material Topics 2021	3-3 Management of material topics	2022 Sustainability Report, pp. 19–22   2022 Sustainability Data Summary, pp. 5–8   2022 Annual Report, pp. 50, 53–55   <a href="#">2022 TCFD Report</a>
GRI 305: Emissions 2016	305-1 Direct (Scope 1) GHG emissions	2022 Sustainability Data Summary, p. 5
	305-2 Energy indirect (Scope 2) GHG emissions	2022 Sustainability Data Summary, p. 5
	305-3 Other indirect (Scope 3) GHG emissions	2022 Sustainability Data Summary, p. 7
	305-4 GHG emissions intensity	2022 Sustainability Data Summary, pp. 5, 7
	305-7 Nitrogen oxides (NO <sub>x</sub> ), sulphur oxides (SO <sub>x</sub> ), and other significant air emissions	2022 Sustainability Data Summary, p. 5
<b>Waste</b>		
GRI 3: Material Topics 2021	3-3 Management of material topics	2022 Sustainability Report, pp. 19, 23–26   2022 Sustainability Data Summary, pp. 9–11   2022 Annual Report, p. 50
GRI 306: Waste 2020	306-1 Waste generation and significant waste-related impacts	2022 Sustainability Report, p. 25
	306-3 Waste generated	2022 Sustainability Data Summary, pp. 9–10, 18
	306-4 Waste diverted from disposal	2022 Sustainability Data Summary, pp. 9–10
	306-5 Waste directed to disposal	2022 Sustainability Data Summary, pp. 9–10
<b>Supplier Environmental Assessment</b>		
GRI 3: Material Topics 2021	3-3 Management of material topics	2022 Sustainability Report, pp. 29–30   2022 Sustainability Data Summary, p. 14   2022 Annual Report, p. 42   <a href="#">2022 TCFD Report</a>   <a href="#">Expectations of Third Parties</a>   <a href="#">Sustainability Partner Guide and Framework</a>
GRI 308: Supplier Environmental Assessment 2016	308-2 Negative environmental impacts in the supply chain and actions taken	2022 Sustainability Data Summary, p.14
<b>Employment</b>		
GRI 3: Material Topics 2021	3-3 Management of material topics	2022 Annual Report, pp. 17, 44–47
GRI 401: Employment 2016	401-1 New employee hires and employee turnover	2022 Sustainability Data Summary, p. 17



# GRI Content Index

GRI Standard	Disclosure	Location
<b>Occupational Health and Safety</b>		
GRI 3: Material Topics 2021	3-3 Management of material topics	2022 Sustainability Report, pp. 33–34   2022 Sustainability Data Summary, p. 16   2022 Annual Report, p. 46   <a href="#">Safety, Health and Environment (SHE) Standard</a>
GRI 403: Occupational Health and Safety 2018	403-1 Occupational health and safety management system	2022 Sustainability Report, p. 33
	403-2 Hazard identification, risk assessment, and incident investigation	2022 Sustainability Report, p. 33
	403-3 Occupational health services	2022 Sustainability Report, p. 33
	403-4 Worker participation, consultation, and communication on occupational health and safety	2022 Sustainability Report, p. 33
	403-5 Worker training on occupational health and safety	2022 Sustainability Report, pp. 33–34
	403-6 Promotion of worker health	2022 Sustainability Report, pp. 33–34
	403-7 Prevention and mitigation of occupational health and safety impacts directly linked by business relationships	2022 Sustainability Report, p. 33
	403-8 Workers covered by an occupational health and safety management system	2022 Sustainability Report, p. 33
	403-9 Work-related injuries	2022 Sustainability Data Summary, p. 16
	403-10 Work-related ill health	2022 Sustainability Data Summary, p. 16
<b>Training and Education</b>		
GRI 3: Material Topics 2021	3-3 Management of material topics	2022 Annual Report, pp. 44–46
GRI 404: Training and Education 2016	404-1 Average hours of training per year per employee	2022 Annual Report, p. 45
	404-2 Programs for upgrading employee skills and transition assistance programs	2022 Annual Report, pp. 45–46
	404-3 Percentage of employees receiving regular performance and career development reviews	2022 Sustainability Data Summary, p. 17
<b>Diversity and Equal Opportunity</b>		
GRI 3: Material Topics 2021	3-3 Management of material topics	2022 Sustainability Report, pp. 31–32   2022 Sustainability Data Summary, p. 15   2022 Annual Report, pp. 44–46
GRI 405: Diversity and Equal Opportunity 2016	405-1 Diversity of governance bodies and employees	2022 Sustainability Data Summary, p. 15
<b>Supplier Social Assessment</b>		
GRI 3: Material Topics 2021	3-3 Management of material topics	2022 Sustainability Report, p. 29   2022 Sustainability Data Summary, p. 14   2022 Annual Report, p. 42   <a href="#">Expectations of Third Parties</a>   <a href="#">Sustainability Partner Guide and Framework</a>
GRI 414: Supplier Social Assessment 2016	414-2 Negative social impacts in the supply chain and actions taken	2022 Sustainability Data Summary, p. 14   <a href="#">Modern Slavery Act Statement</a>   <a href="#">Human Rights Statement</a>



## Site certifications

July 2022

**55%**

Share of R&D and Operations sites with environmental certifications (ISO 14001, ISO 50001, My Green Lab or Wildlife Habitat).

**10%**

Share of sites with sustainable building certifications (LEED, BREEAM or WELL).

**13%**

Share of R&D and Operations sites with certified occupational health and safety management systems (ISO 45001).