

The AstraZeneca Coupa Implementation

Coupa Training Session for AZ Suppliers



The session will be recorded



Your microphone is muted



Please use Q&A functionality to raise questions

The recording will be published
on AZ Coupa Supplier Hub



Interpretation

Veillez utiliser la fonction "Interpretation" dans votre menu pour basculer afin d'entendre le contenu de la présentation dans votre langue.





Coupa

Transforming
the way we buy

Coupa Training Session

April 2022



CSP Training Agenda

01

What are the
key dates?

02

Where to find
CSP
credentials?

03

Why and how
to set up Legal
Entity?

04

How to
manage day-
to-day
transactions in
the CSP

05

How to get
support

06

Q&A

1

Key dates for you



Recap: Coupa transmission methods

CSP

COUPA SUPPLIER PORTAL IS AN ONLINE TOOL THAT SERVES AS THE INTERFACE BETWEEN THE SUPPLIERS AND ASTRAZENECA TO TRANSACT ORDERS AND INVOICES

- No costs associated
- Multiple users with access to orders and invoices
- Dashboard view of all PO/ invoices
- Ability to create multiple Legal Entities

SAN

SUPPLIER ACTIONABLE NOTIFICATIONS GIVES SUPPLIERS THE ABILITY TO ACT DIRECTLY FROM THEIR EMAIL INBOXES WHEN THEY RECEIVE A PO; SUPPLIERS CAN FLIP AN E-MAILED PO TO AN INVOICE

- No costs associated
- Single email address used for orders submission/ invoice generation
- Option to switch to CSP at any time

cXML

CXML IS A PROTOCOL USED FOR THE COMMUNICATION OF BUSINESS DOCUMENTS BETWEEN PROCUREMENT APPLICATIONS AND SUPPLIERS

- Technical capability to manage cXML transmission required
- Testing required
- Available only for high volume suppliers designated by AZ Coupa SE team



Key dates for your calendar

E-learning completion

CSP invites

Coupa Go-Live

First orders submitted



*E-learning available at
www.astrazeneca.com*



*Invites sent to your email
inbox*



*Coupa Supplier Portal active
for AstraZeneca Suppliers*



*PO sent to your company
account in the CSP*



Invoicing during Transitioning period

- AZ will be closing open POs and then recreating new POs with the **balance** in Coupa - this means you will be issued with **new orders** in Coupa **4th May onwards**. You must invoice via your agreed E-invoicing channel (CSP, SAN, cXML)
- Speak to your AstraZeneca customer/point of contact to ensure you are prepared for the Transition to Coupa and to align on which orders will be recreated
- Contact our Helpdesk team by April submitting a statement to clear open debt, if any exist

Goods and services received prior to May 4th

A

Goods and services received prior to 4th May will be processed in Ariba. All invoices against Ariba POs that have been fulfilled prior to 4th May must be billed/submitted by 31st May

Goods and services received from May 4th onwards

C

Goods and services received starting May 4th will be processed in Coupa. Be aware that your new POs issued from Coupa will reference your old PO (PO number) from Ariba – this will help you reconcile



2

Register for the CSP



Wave 2 Coupa Deployment

Coupa Training for AZ Suppliers | 03/05/2022



Registration options available for you



FOR FIRST TIME USERS OF COUPA

- AstraZeneca – created invite
- Self-registration
- Forwarded invitation from a coworker



IF YOU HAVE CSP ACCOUNT ALREADY

- No need to register
Please watch out for an AstraZeneca–created invite to link your account with AstraZeneca as your new customer in the CSP

The AstraZeneca CSP invites will be submitted in w/c April 25th to all suppliers expected to transact with us via Coupa Supplier Portal after Coupa Go-Live

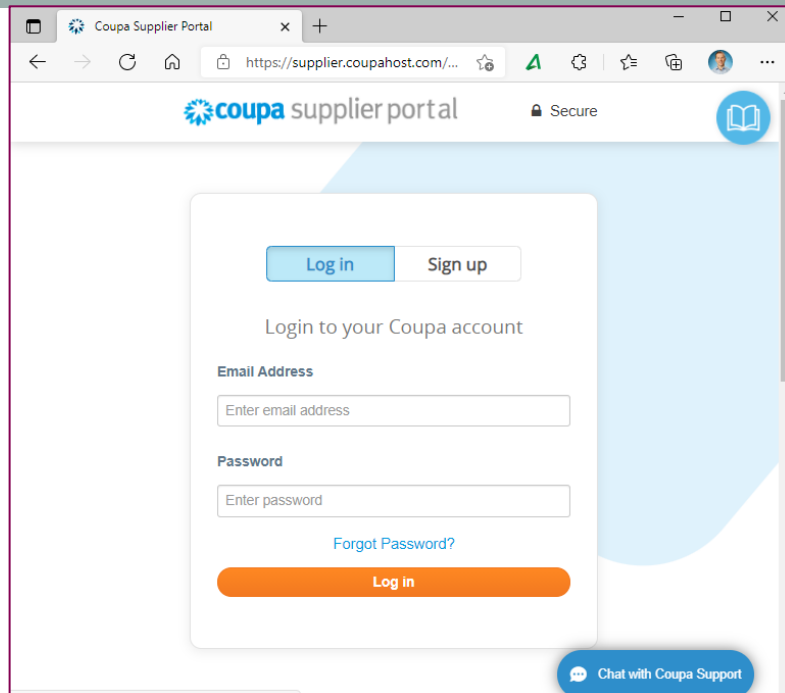
More information in the “Coupa Supplier Portal registration” lesson of the e-learning




Coupa Supplier Portal

www.supplier.coupahost.com

www.supplier-test.coupahost.com



The screenshot shows the login page of the Coupa Supplier Portal. The browser address bar displays the URL <https://supplier.coupahost.com/>. The page header includes the Coupa logo and the text "coupa supplier portal". The main content area features a white box with a "Log in" button and a "Sign up" button. Below these buttons, the text "Login to your Coupa account" is displayed. The form includes two input fields: "Email Address" with the placeholder "Enter email address" and "Password" with the placeholder "Enter password". A blue link "Forgot Password?" is positioned below the password field. A large orange "Log in" button is at the bottom of the form. A "Chat with Coupa Support" button is located in the bottom right corner of the page.



The screenshot shows the sign-up page of the Coupa Supplier Portal. The browser address bar displays the URL <https://supplier.coupahost.com/>. The page header includes the Coupa logo and the text "coupa supplier portal". The main content area features a white box with a "Log in" button and a "Sign up" button. Below these buttons, the text "Sign up for your free Coupa account" is displayed. The form includes two input fields: "Work Email Address" with the placeholder "Enter Work Email Address" and "Company Name" with the placeholder "Enter Company Name". A large orange "Sign Up" button is at the bottom of the form. A "Chat with Coupa Support" button is located in the bottom right corner of the page.



Key takeaways



CSP Credentials are set up by individual users (login: email address & password)

The AZ CSP System invite is submitted to the one email address which we received as a primary contact person. Supplier CSP User Accounts are setup by your company CSP Admin.



AZ CSP system invite will be submitted in w/c April 25th



An individual who received CSP system invite from AZ automatically becomes a CSP Account Admin. Admin has the rights to assign different account admins through User Management/ Settings



AZ Coupa Supplier Enablement Team can support in submitting additional CSP invite to relevant email address. **Credentials reset must be supported by Coupa Technical Support** (chat window in the login page)



3

Set up your Legal Entity & Remit To



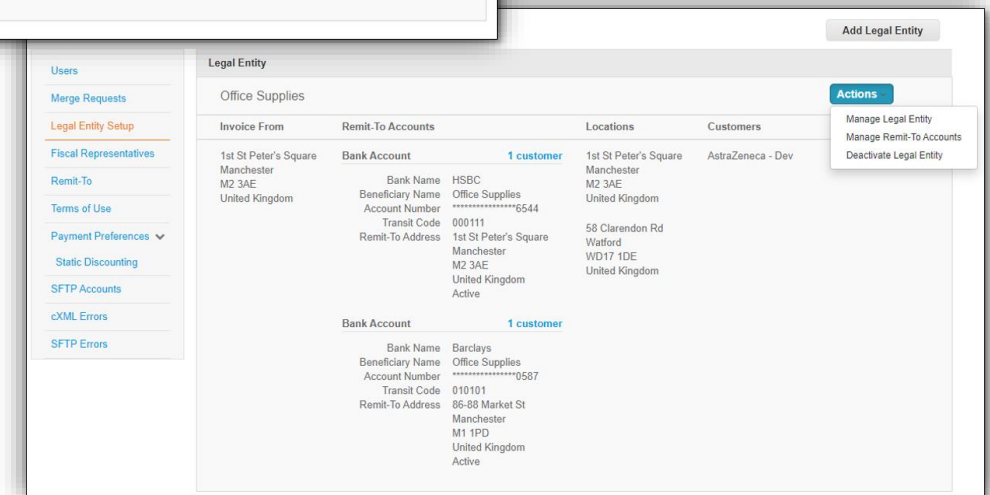

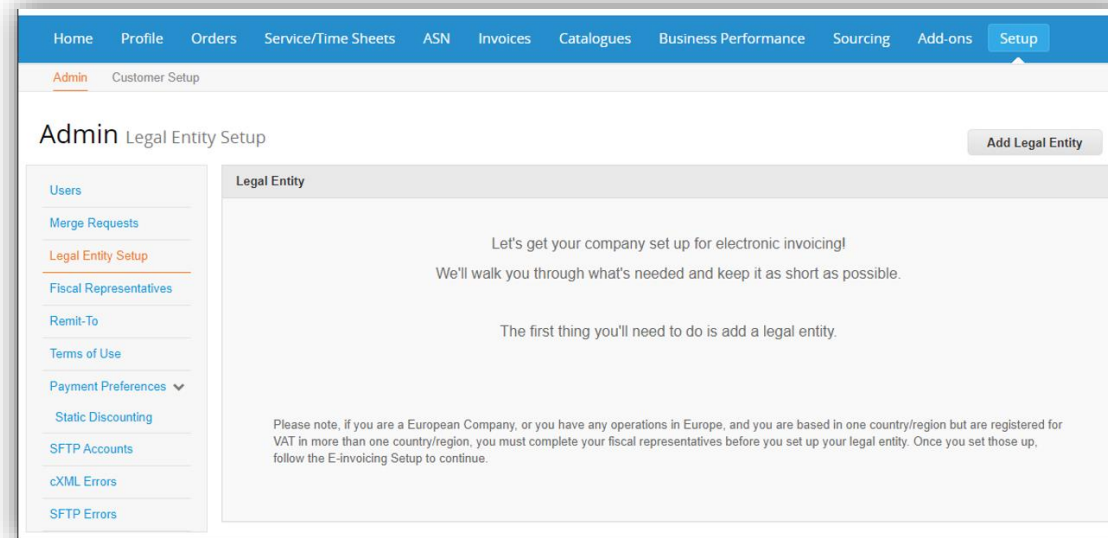
Wave 2 Coupa Deployment

Coupa Training for AZ Suppliers | 03/05/2022



Set up your Legal Entity

All data listed in the Legal Entity structure goes on to the legal invoice that Coupa creates on your behalf



More information in the “Legal Entity setup” lesson of the e-learning



Set up your Remit To

Remit-to addresses ensure global electronic invoice compliance

coupa supplier portal AZCSP | NOTIFICATIONS 1 | HELP

Home Profile Orders Service/Time Sheets ASN Invoices Catalogues Business Performance Sourcing Add-ons **Setup**

Admin Customer Setup

Admin Remit-To Add Remit-To

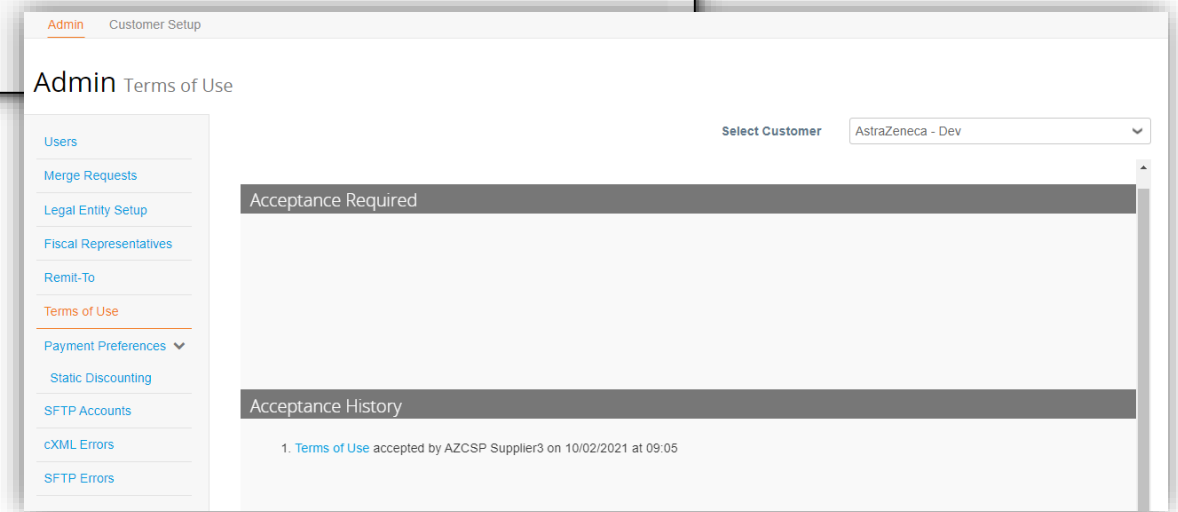
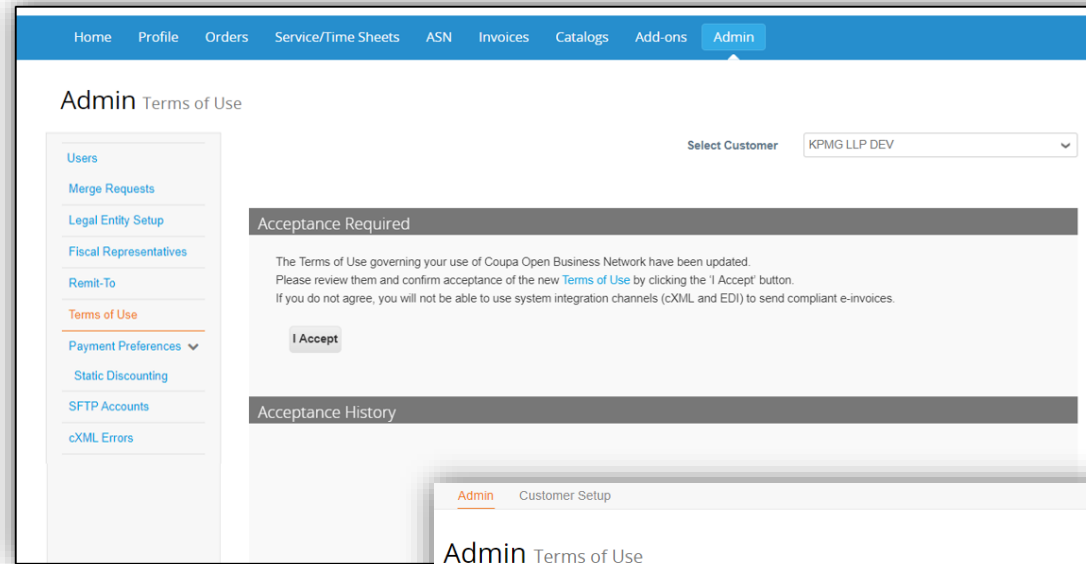
Remit-To Account	Remit-To Address	Payment Type	Legal Entity	Customers	Actions
Barclays Bank Plc ****8528	2021 Francis Crick Avenue Cambridge Biomedical Campus Cambridge CB2 0AA United Kingdom Preferred Language: English (UK)	Bank Account	AZCSP Supplier3 UK	✓ AstraZeneca - Dev	
None	123 Main Street Wilmington DE 19803 United States	Address	AZCSP Supplier3	✓ AstraZeneca - Dev	

More information in the “Manage Remit To” lesson of the e-learning



Terms of Use

Please make sure that you accept this before the Coupa Go-Live.



More information in the „CSP Admin“ lesson of the e-learning




Recommended: Complete your profile to get paid faster and get discovered [Learn More](#)

Profile Progress



Last Updated

 5 days ago

[Improve Your Profile](#)

Profile Summary



1

Legal Entity
[View](#)



1

Registered User
[View](#)




1

Connected Customer

 Banking Info

 Diversity


 Accelerate

 Bribery Policy

USCSP Supplier1

Announcements [View All \(0\)](#)

One-Click Savings [View All](#)

 **Start saving today!**

Explore deals for your company, exclusive to the Coupa Community.

Merge Accounts

If your company has multiple CSP accounts, merge them to reduce confusion for your customers. [Learn more](#)

[Request Merge](#)

Latest Customers

[AstraZeneca – Coupa \(Dev\)](#)

Key takeaways



The Legal Entity Setup section is available only to the admins. If you are the one who has created the account, you will be granted with the admin permissions.



All data used in the Legal Entity structure goes on to the legal invoice that Coupa creates on your behalf. Please ensure this information is accurate.



Please provide an admin right to anyone in your organisation who is responsible for keeping Legal Entity information up-to-date!



To meet compliance regulations an invoice must include a remit-to address and associated tax information. **The banking details** have to be added when setting up Remit – to.



4

Manage transactions in the CSP



Wave 2 Coupa Deployment

Coupa Training for AZ Suppliers | 03/05/2022



Key takeaways



If you enable email notification for POs, you will receive an email notification for any new order. Notifications are set up on an individual account level.



Invoice Receipt Date is the starting point for calculating payment terms. The invoice date (invoice receipt date) is defaulted to the date you create and successfully submit an invoice in the CSP.



In the "Invoice" tab you can review real-time payment information by choosing the *Payment Information* view.



For Coupa compliant e-invoicing countries, as per the T&Cs, **Coupa will issue the legal invoices on your behalf**, therefore no need to attach or issue a copy of an invoice generated from your system. Please attach any supportive documentation if required.



5

Get support



Support structure after Coupa Go-Live in France

The CSP technical queries, issues with registration or set up



Coupa Support – chat feature in the CSP

AZ transactions related queries in your CSP account



AstraZeneca TGPS Supplier Enablement

Questions regarding your invoices & payments



AstraZeneca Helpdesk/ FINANCE DIRECT

Your company details changes



Your AstraZeneca business contact

Coupa Supplier Portal Guide for AstraZeneca Suppliers

<https://www.astrazeneca.com/az-suppliers/az-coupa-supplier/french-suppliers.html>

Training section on the AstraZeneca Coupa Supplier Hub webpage

En savoir plus sur Coupa chez AstraZeneca



Enregistrement et
administration du Portail



Configuration de l'entité
juridique et de l'adresse de



[Coupa Supplier Portal Gestion
des factures >](#)



Portail des fournisseurs Coupa
Gestion des bons de commande



Prise en charge des
fournisseurs AZ effectuant des

6

Q&A



Thank you!



Wave 2 Coupa Deployment

Coupa Training for AZ Suppliers | 03/05/2022

